



Love List 10-pak!



Think outside of the big box stores: give gifts with impact and imagination!

©2013 Simply Celebrate

Love List Stories...

When Sherry put out her challenge to write a love list, I knew immediately that I wanted to let my daughter Megan know how much I love her and that I really SEE who she is.

When she opened the package ... let's just say tears were shed. Happy tears!

The true gift had to be in the making of it — the time I spent making it became almost a meditation on how important she is to me and then seeing how it touched her, knowing I'd hit the mark, well, that touched something in me too. I will never forget it.

Kelley Walker



Thank you so much for your Love List idea!

I got all of my students to hand-make cards or letters of love and appreciation to their parents yesterday! While they were at it, I made a Love List for my Mom too. We had such a great time!

And my Mom was sooooo touched and surprised to receive my love list! She wrapped me in a super long embrace and planted kisses on my cheeks and arms! We had not hugged each other for years! That feels amazing!

Thank you for rallying us to spread so much joy and love!

Emily Tu



I had so much fun making the love lists, it was the best present and the look on everyone's faces was priceless. I had so much fun thinking about all the different qualities each child/person had and could not wait for them to read it.

We sat around in a circle with my mom, each person read the list quietly to themselves and if they choose out loud. My two daughters were extremely touched by the love list and the effort that went into making them.

We had to read my mom's for her because she was crying too much. I think even my 15-year-old son enjoyed it, though he would never admit it. My husband had a big smile on his face. It was a great way to share with the family.

I even made one for our dogs Katie & Jake!

Laura London



Sherry, I read somewhere on your website about a Love List gift.

I have a big extended family and we all celebrate Christmas together. So this year I handed everyone a set of index cards with the name of each family member — about 31 people. Everyone wrote down one thing they loved about the person and then we all read them aloud on Christmas Eve.

The kids said it was our best Christmas Eve ever. Thank you for the inspiration.

● Anne Scanlon Morton



Photos by Andrea Scher

A group of eight women each brought a Love List to a birthday gathering for a friend. After dinner, each person read her list out loud to the birthday girl, Laurie.

Last night was the BEST birthday-party-that-turned-into-a-love-fest-that-brought-me-to-tears. Your beautiful words and your reflections of me were profoundly important. They helped me remember - in all my mishagosh - who I am and what I stand for. All I have to do is be me and remember.

● Laurie Wagner (Birthday Gal)

I absolutely delighted in the opportunity to celebrate one of my dear friends with a Love List.

Even in preparation for writing it, I had a few days of ruminating all the many ways my friend has been such a light in my life. Then finally drafting it, I found the process so beautiful. Crafting my words to share with her, knowing I'd read them aloud and get to fully celebrate her brilliance, while looking into her eyes.

We don't express gratitude and appreciation near enough in this world, and it was so heartwarming to remember that our reflection and expression of this to the loved ones in our lives is the ultimate sacred gift!

● Willo O'Brien

How to create a Love List

Three Easy steps!

1

Think about someone for whom you want to show your love and appreciation.

2

Set aside some time, without distraction. Then, simply sit down and focus on all the things you love about this person. Things they do.

Things they say. Loving habits. Funny quirks. Your list can be funny or sweet or silly. If you get stuck, think about favorite times you've shared and what made them so great. Think about if this person died, what would you miss? Think about ordinary, everyday things as well as standout moments.

3

Now make a list. You can draft your list on a sheet of paper, written by hand, and then copy it all onto any one of the templates I've provided. You'll see that I've included 10-item lists, 25-item lists, and 30, 40, or 50-item lists.

At some point, you may choose to try one of my presentation ideas, which you'll find near the end of this document — after all the templates. You could also come up with your own creative ideas on how to present these lists! The possibilities are endless.



If you're willing to share any of your final lists with me, I would be so grateful! Just take a quick pic with your smart phone and [email me a copy](#)! I always love to hear about people's experiences with their Love Lists!

10 Love List templates to follow...

Things I Love Best About You

To:

From:

1

2

3

4

5

6

7

8

9

10

Thank you for who you are and all that you bring to my life!

Things I Love Best About You

To:

From:

1

2

3

4

5

6

7

8

9

10

Thank you for who you are and all that you bring to my life!

©2013 Simply Celebrate



Things I Love Best About You

To:

From:

1

2

3

4

5

6

7

8

9

10

Thank you for who you are and all that you bring to my life!





Things I Love Best About You

To:

From:

1

2

3

4

5

6

7

8

9

10

11

12

13

14

15

16

17

18

19

20

21

22

23

24

25

Thank you for who you are and
all that you bring to my life!



Things I Love Best About You

To:

From:

1

2

3

4

5

6

7

8

9

10

11

12

13



14

15

16

17

18

19

20

21

22

23

24

25



*Thank you for who you are and
all that you bring to my life!*



Things I Love Best About You

To:

From:



1

2

3

4

5

6

7

8

9

10

11

12

13



14

15

16

17

18

19

20

21


22

23

24

25

**Thank you for who you are and
all that you bring to my life!**





Things I Love Best About You

To:

From:

1

2

3

4

5

6

7

8

9

10

11

12

13

14

15

16

17

18

19

20

21

22

23

24

25

*Thank you for who you are and
all that you bring to my life!*

Things I Love Best About You

To:

From:

1

2

3

4

5

6

7

8

9





10

11

12

13

14

15

16

17

18

19

20





21

22

23

24

25


26

27

28

29

30



Thank you for who you are and all that you bring to my life!

Things I Love Best About You

To:

From:

1

2

3

4

5

6

7

8

9

10

11

12

13

14

15

16

17

18

19

20

21

22

23

24

25

26

27

28

29

30

31

32

33

34

35

36

37

38

39

40

**Thank you for who you are
and all that you bring to my life!**

Things I Love Best About You

To:

From:



10

11

12

13

14

15

16

17

18

19

20



21

22

23

24

25

26

27

28

29

30

31



32

33

34

35

36

37

38

39

40

41

42


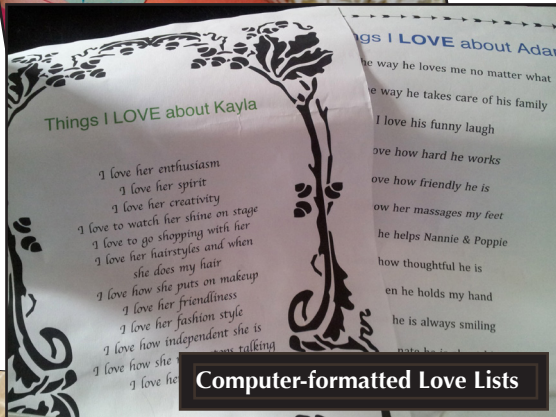




*Thank you for who you are
and all that you bring to my life!*



Presentation Ideas



- 1 Print out our ready-made template, hand-write your responses, and voila, you're done
- 2 Present your list handwritten on decorative paper or slip it in a card
- 3 Make a hanging mobile
- 4 Create a framed poster
- 5 Type it in the computer, use a fun typeface, and add photos or artwork
- 6 Write each "love" on a separate piece of paper, fold 'em up, and put them in a decorative box or bowl, or "Joy Jar"
- 7 Create **personalized fortune cookies** (er, love) cookies, each with a different "love" message
- 8 If you're going to a party, ask everyone in advance to create a Love List for the birthday gal/guy and read 'em aloud.



Any questions
or
comments?
Email
Sherry Belul